

! You are in your school's sandbox site. [Learn more...](#)

**Instructional Design in Information
Technology
IT - 632 - STEM
2023SB**



Winter/Spring 23: 01/11/23 - 05/12/23

**Instructor Information:
Bruce Bloom**

Email: TBA

Phone Number: 847-981-0931

Additional Phone Number: 847-852-9856

Office Location TBA

Office Hours TBA

Course Details

Course Description: A discussion and hands-on application of instructional design methodology with respect to teaching in information technology. Students will work individually and in teams to apply instructional design concepts to real-world situations in order to gain experience designing instruction.

Course Credits: 3

List Instructional Method: Asynchronous

Class Meeting Days: January 11, 2023 - May 12, 2023

Times and Meeting Locations: Asynchronous, Online

Goals and Learning Objectives

Course Objectives:


1. Select and use media and technologies on the basis of a consistent, coherent rationale in which media effectively support learning.
2. Justify instructional media decisions in terms of philosophical, psychological, and pedagogical principles.
3. Analyze instructional situations in terms of the media and methods that would be most appropriate for different types of learners and learning tasks.
4. Specify instructional objectives clearly.
5. Integrate media and technologies into instruction systematically (e.g. design lessons using accepted instructional design models and pedagogical theory).
6. Describe the characteristics, advantages, limitations, and applications of each of the media and technologies discussed in the course.
7. Use appropriate information sources to identify and evaluate materials.

Student Learning Objectives:

1. To understand and practice methods of inquiry and strategies of interpretation within the students field of study.
 1. Students will master several programming environments.
 2. Students will learn to identify and isolate problems.
2. To master the knowledge and skills pertinent to the student's field of study.
 1. Students will acquire an extensive technological vocabulary.
 2. Students will become comfortable with a wide range of technology environments.
3. To effectively articulate the ideas, concepts, and methods through written and oral presentation.
 1. Students will be taught how to make formal oral presentations and be required to give 6 such presentations during their program.
 2. Students will write numerous thorough papers requiring extensive research. They will be required to use the services of the writing center.
4. To understand the connection between their knowledge and skills on one hand and their professional identity, responsibilities, and demands on the other.
 1. Students will understand the implications of legal and professional regulations as they relate to information technology.

2. Students will study how technology can be made available to people that are traditionally less advantaged.
5. To integrate knowledge and methods of their study with cognate sand other disciplines.
 1. Students will learn techniques of modeling data from other disciplines.
 2. Students will study human factors in IT.
6. To practice ethical and cultural sensitivity as it relates to professional and personal responsibility.
 1. Students will examine a wide rang f ethical issues related to technology and the potentials side effects on people and environment.
 2. Students will explore the relationship between IT and ethnic and cultural diversity.

Course Materials



Title: Mastering the Instructional Design Process


ISBN: 9781118947135

Authors: William J. Rothwell, Bud Bencoter, Marsha King, Stephen B. King

Publisher: John Wiley & Sons

Publication Date: 2015-12-29

Required or Recommended : Required



Title: The Instructional Design Knowledge Base


ISBN: 9781136895401

Authors: Rita C. Richey, James D. Klein, Monica W. Tracey


Publisher: Routledge

Publication Date: 2010-10-18

Required or Recommended : Required



Title: Rapid Instructional Design
ISBN: 9781118974148
Authors: George M. Piskurich
Publisher: John Wiley & Sons
Publication Date: 2015-01-06
Required or Recommended : Required



Title: The ID CaseBook
ISBN: 9781351374552
Authors: Peggy A. Ertmer, James A. Quinn, Krista D. Glazewski
Publisher: Routledge
Publication Date: 2019-03-26
Required or Recommended : Required

Grading

Grading System: Your grade will be based upon the following;

Discussion 30%
Article Review 30%
Technology Integration Project 40%
Total 100%

Grading Scale:

A	A-	B+	B	B-	C+	C	C-	D+	D	D-	F
93	90	88	83	80	78	73	70	68	63	60	59>

Course Schedule - Required Activities, Assignments and Assessments

Course Summary of Activities:

Module 1: Welcome Folder

Action Items:

Watch Welcome Video

Skim syllabus for textbook titles

Introduction discussion post

Short paper

Paper summer discussion post

E-mail me with final project topic, with partner or solo

Module 1 Folder:

Welcome to IT 632: This is a link to the video

<https://www.youtube.com/watch=M66iex6canA&tt=1s> file included

Technology Integration Project Examples: Link to a web site <https://nelrc.org/practice/tip.html>

Module One Deliverable 1 short paper which is a linked assignment. Students receive 10 points for e-mailing the professor with the topics and if they are working with another student or by themselves

Module 2: Model Plans Theory Folder

Action Items:

Module 2 Video

Module 2 D1 Models and Plans Post

Module 2 D3 Theory Post

Module 2 D4 Case Post

Week 2 Model Plans Theories Folder:

Module 2 YouTube Video Link <https://youtube./CIBFk8ZBFg4>

Module 2 Discussion Questions

Module 3: Evaluating Technology Folder

Action Items:

Keep working the plan

Do another case study

Identify and evaluate technology for your project

Post a summary of your technology findings in the discussion forum

Module 3 Evaluating Technology Folder:

Video YouTube <https://youtube/OFa8YI8NQ51>

Video Slides

D2 Identifying Technology Linked Assignment

Module 4: Evaluation and Assessment

Action Items:

Do another case study

Keep working on a final project

Module 4 Evaluation and Assessment Folder:

Video YouTube <https://youtube/t8UN5YPDwE>

Week 4 ppt.

Technology Integration Assessment

D2 Evaluation and Assessment Linked Assignment

Schedule with Due Dates:

Name	Category	Due Date	Points Possible
Introductions	Discussion	1/18/2022	10
Unit 1: Deliverable 3 Paper Summary	Discussion	1/25/2023	10
Unit 1 Deliverable 1: Short Paper	Assignment	1/25/2023	100
Email	Assignment	2/8/2023	10
Unit 2 D1 Models and Plan	Assignment	2/8/2023	100
Unit 2 D2: Model and Plan Summary	Discussion	2/22/2023	10
Unit 2 D3: ID Theory	Discussion	2/22/2023	10
Spring Break - No Classes Saturday March 4 - Sunday March 19			
Unit 2 D4: Case Study	Discussion	3/22/2023	10
Unit 3 D1 Case Study II	Discussion	3/22/2023	10
Unit 3 D3 Technology Evaluation Summary	Discussion	4/5/2023	10

Unit 3 D2 Identifying Technology	Assignment	4/5/2023	100
U4 D2: Evaluation and Assessment	Assignment	4/19/2023	100
Unit 4 D1 Case Study III	Discussion	4/19/2023	10
Unit 4 D2: Evaluation and Assessment Summary	Discussion	5/5/2023	10
Unit 5 D1 Case Study IV	Discussion	5/5/2023	10
Final Project Video Link	Discussion	5/8/2023	100
		Total Points Possible	610

Assignment Related Policies

- Your homework will be in the form of discussions, article reviews, and a technology integration project. All assignments are submitted in Blackboard.
- Each student is responsible for verifying that the correct assignment, in the correct format, has been submitted in Blackboard.
- Technology difficulties, including those in VU computing labs, are not considered reason for being late with assignments!

- Please plan for potential technology difficulties. Where else can you access the Internet? What other computer can you use? And of course, work well ahead of schedule.
- Please remember that programming can be time consuming. Waiting until the night before the due date is a bad idea. Start as soon as you receive the assignment.

Course Policy

You should plan to spend 15 - 20 hours per week on course preparation. Preparation time will be used to read and watch course materials, complete programming and other assignments. You will work at your own pace within a weekly structure. Due dates for assignments, must be observed. If there are extenuating circumstances impacting the due date discuss them with the instructor.

Class Cancellation Method

Notifications of class cancellations will be made through Blackboard with as much advance notice as possible. It will be both posted on Blackboard and sent to your Valpo e-mail address. If you don't check your Valpo e-mail account regularly or have it set-up to be forwarded to your preferred e-mail account, you may not get the message. Please check Blackboard and your Valpo e-mail (or the e-mail address it forwards to) before coming to class.

Attendance & Participation

This is an asynchronous course. There is no set time during which you must be online to attend class.

University Academic Resources



Additional Information on Valparaiso University policies can be found online at the following sites:

valpo.edu/registrar/calendar - Academic Calendar, including deadlines for adding, dropping, withdrawing from, and requesting any other registration changes to course sections; holidays; academic breaks; and the final examination schedule.

datavu.valpo.edu - DataVU for managing registration; viewing your class schedule, academic record, and degree requirements; granting proxy access to parents and guests; accessing financial aid details; and applying for graduation.

valpo.edu/registrar/forms - Electronic forms for registration changes that require special approval, changes to your plan of study such as adding a major or minor, changes in enrollment status, and

more.

valpo.edu/registrar/catalogs - Catalog with academic policies, program information, and more.

valpo.edu/it/ - Information Technology helpdesk support services for students and staff.

valpo.edu/covid-info/ - COVID-19: guidance.

University Student Supportive Services

Academic Support Services

To get help in this course, the best place to start is to work with your instructor during office hours and ask your professor if there are any Help Sessions or department-level tutoring offered for this course. The next step is to use the Academic Success Center (ASC) online directory (<https://www.valpo.edu/academic-success-center/> or contact the ASC (academic.success@valpo.edu) to help point you in the right direction for academic support resources for this course. Valpo's learning centers (Writing Center, Language Resource Center, Hesse Learning Resource & Assessment Center, and Academic Success Center) offer a variety of programs and services that provide group and individual learning assistance for many subject areas *[Insert any additional statement about Department-level Academic Support here.]*



Starfish is used in this course to communicate concerns and kudos to support student success. This communication is shared with your advisor as an additional layer of support. For information and resources on Starfish, visit: valpo.edu/starfish. To access Starfish, visit: starfish.valpo.edu.

Library Support Services

Christopher Center Library
1410 Chapel Drive
Valparaiso, IN 46383
Phone: 219.464.5500
library@valpo.edu

library.valpo.edu/



Judith L. Beumer Writing Center

The Writing Center is located on the lower level of the Christopher Center. It is free for undergraduate and graduate students. The Writing Center offers individual peer consultations and workshops on writing to support your growth as a writer. Make an appointment at any time by going to <http://valpo.mywconline.com/>. The sessions provide strategies and guidance on writing assignments from any discipline, at any stage in the writing process, and for writers at all skill levels. Their goal is for you to become a credible, more confident writer who is able to make the best choices in any writing situation. Additional information is available at www.valpo.edu/writingcenter/.

University Policies & Procedures

Diversity and Inclusion Statement

Valparaiso University is a welcoming community, grounded in the Lutheran tradition, built on values of mutual respect, positive regard, freedom, and reliant on grace. We strive to boldly include all individuals and groups who contribute to the life of our campus in a mutually beneficial way. Difference is a strength and reason for celebration, and we affirm that we are most inclusive when we bring groups together to make decisions in collaborative, equitable ways. Our values do not support language or behavior that demeans members of our campus based on age, appearance, ethnicity, race, color, religion, sexual orientation, gender identity, biological sex, disabilities (visible and invisible), ideological/political positions, intellectual perspective, socio-economic status, immigration status, veteran status, and national or regional origin. Actions and behaviors based on positions or perspectives that inherently marginalize, oppress, or deny full dignity to all are not tolerated. As such, we will consistently and vigilantly assess our academic and co-curricular offerings and our admissions, hiring, and promotion policies in reflection of these values.

Bias and Incident Reporting

A bias incident is any act that appears and/or is perceived by the targeted person(s) to be motivated by animus toward one or more of their identities (i.e., race, religion, nationality, sex,

disability, gender identity or expression, sexual orientation).

You can submit a bias incident report at valpo.edu/bias, by calling the Valparaiso University Police Department (VUPD) at 219.464.5430, or by requesting an in-person report be submitted by speaking directly to any Valparaiso University faculty or staff member.

If you are concerned about the immediate health and safety of yourself or someone else, call 911 or the Valparaiso University Police Department (VUPD) at 219.464.5430.

Title IX Statement

Valparaiso University strives to provide an environment free of discrimination, harassment, and sexual misconduct (sexual harassment, sexual violence, dating violence, domestic violence, and stalking). If you have been the victim of sexual misconduct, we encourage you to report the incident. If you report the incident to a University faculty member or instructor, she or he **must notify** the University's Title IX Coordinator about the basic facts of the incident. Disclosures to University faculty or instructors of sexual misconduct incidents are **not confidential** under Title IX. **Confidential** support services available on campus

include: Sexual Assault Awareness & Facilitative Education Office "SAAFE" (219-464-6789), Counseling Center (219-464-5002), University Pastors (219-464-5093), and Student Health Center (219- 464-5060). For more information, visit <https://www.valpo.edu/titleix/>.

Honor Code Statement

"I have neither given or received, nor have I tolerated others' use of unauthorized aid."

This statement is written on all homework, quizzes, and exams at Valparaiso University. Every student must write out the Honor Code in full and sign it for all work submitted for academic credit. The Honor Code expresses the promise of the student not to cheat through either action or inaction. The use of these words expresses the faith of the faculty in the student body.

<https://www.valpo.edu/honor-council/>



You must adhere to the University's Honor Code on all of your work.

Valparaiso University operates under a student initiated Honor Code. Each student studying at Valparaiso University agrees to conform to that Code. All new students should read the following explanation, since they must sign their registration form indicating that they will abide by the Honor Code. The Honor Code is an integral part of VU and permits students to do their academic work in an atmosphere of responsible freedom. The Honor Code is based on the highest principles of Christian ethics and morality and presumes every student is willing to maintain honesty in all academic work, as well as other phases of university living. Students are required to sign the pledge, indicating that they have submitted honest work and have not allowed the dishonesty of others to erode the integrity of the Honor System:

**I have neither given nor received
nor have I tolerated others' used of unauthorized aid.**

The Honor Code applies to all students registered for academic credit at Valparaiso University. Students have the responsibility for not using, giving, or tolerating unauthorized aid. When the definition of unauthorized aid is in question, students should ask the instructor to interpret the application of the Honor Code. In case of further doubt, students share the responsibility of clarifying the definition of unauthorized aid. Ignorance is not acceptable as a valid excuse for violations of the Honor Code. Students should report suspected violations to the Honor Council.

Non-Traditional Format Class

Note: This section to be filled out by the instructor.

Access and Accommodation Statement

As a student-centered community, Valparaiso University seeks to ensure all students receive the support they deserve to attain their education goals. As such, the institution is responsive to the needs of students who have disabilities as defined by the Americans with Disabilities Act and Section 504 of the Rehabilitation Act of 1973. Students with documented disabilities (visible or invisible) who believe their diagnoses will create barriers to course success are encouraged to reach out to the Access and Accommodations Resource Center(AARC) to determine eligibility for reasonable accommodations.

To begin the process of establishing accommodations please contact AARC staff at aarc@valpo.edu or 219-464-5206.

Excused Absences for Athletes

Student-athletes are excused from class for university-sponsored competition but are not exempt from completing course work missed during those absences. The manner in which work will be made up is at the discretion of the instructors, and students are responsible for obtaining any class notes or other course material. Faculty will provide options for student-athletes to make up missed work due to approved excused absences. Student athletes may not be penalized solely for missed class time due to excused absences.

VU's Emergency Notification System

EMERGENCIES: VU's Emergency Notification System (ENS) uses multiple forms of communication, including e-mail, building alarms, outdoor sirens, message boards, computer alerts, Twitter, and public address messaging. Please review the specific procedures for this class found in Blackboard. Remember: "Siren inside, GO outside; Siren outside, GO inside." To evacuate, gather your personal belonging quickly and proceed to the nearest exit. Do not use the elevator. To shelter in place, move away from the windows and stay low to the ground; lock or barricade the door if there is a threat of violence.